

Review of Reasoning Analysis: Diagramming Types of Reasoning

- Comparison
- Cause & Effect
- Generalization

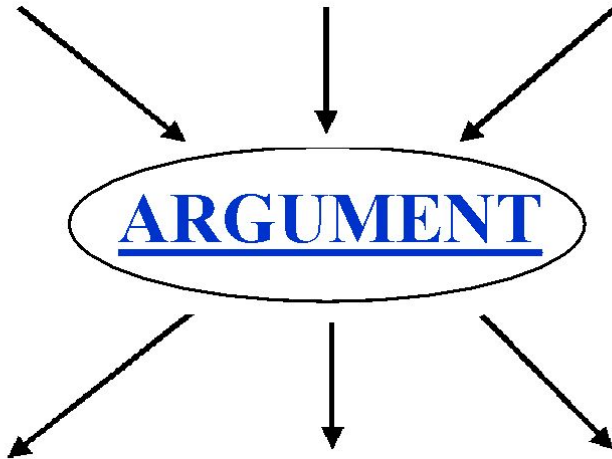
THINKING

VALUES + EVIDENCE + REASONING

ARGUMENT

THESIS + EVIDENCE + COMMENTARY

EXPRESSING



Comparison Diagramming

“Tables with Issues”

Comparison Statement:

ISSUES	THING 1	THING 2
ISSUE A	DESCRIPTOR 1A	DESCRIPTOR 2A
ISSUE B	DESCRIPTOR 1B	DESCRIPTOR 2B
ISSUE C	DESCRIPTOR 1C	DESCRIPTOR 2C

Comp. Reasoning: Diagramming

“Tables with Issues”

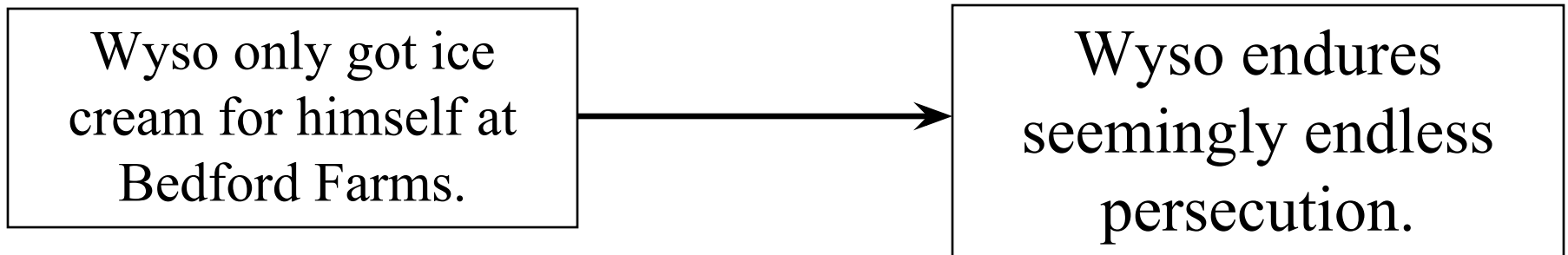
Example: Juniors are much better students than sophomores. Juniors are worried about college and/or life after high school. Sophomores, however, can't see beyond the immediate and therefore can't see the longer-term value or importance of learning. Hence, they aren't very serious students. Juniors, being older, are more developmentally advanced and capable of more sophisticated work. The prefrontal lobe of the brain, the part of the brain associated with higher level thinking, is one year more developed. Furthermore, Juniors are more emotionally mature and are therefore better able to set aside emotion to maintain learning focus. Sophomores, being less emotionally mature are more emotionally distracted taking away from learning.

Cause→Effect Diagramming

“Boxes & Arrows”



Ex. Wyso only got ice cream for himself at Bedford Farms which caused him to endure seemingly endless persecution.

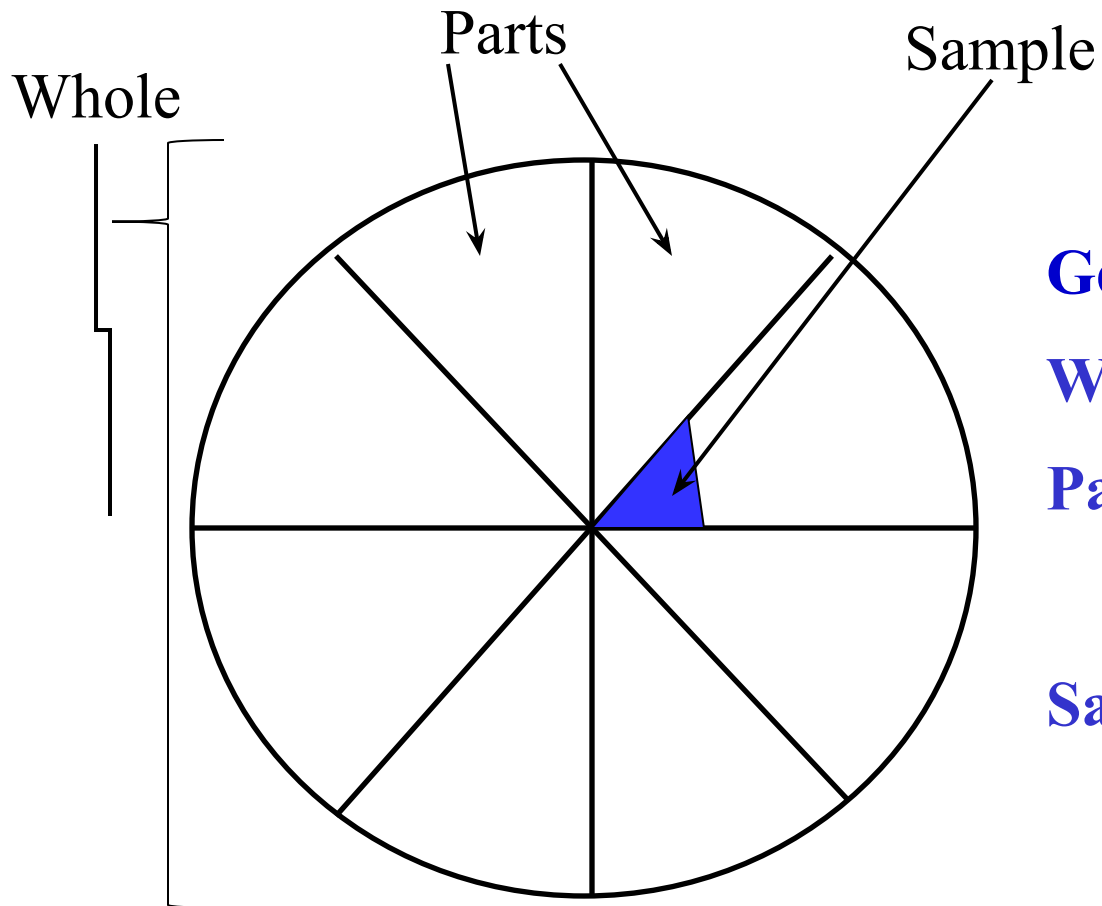


TIP: Only 1 Idea per Box

Cause-->Effect Diagramming Practice

Unemployment is a major contributor to economic contraction. Unemployment decreases household income. This, in turn, reduces consumption. Decreased consumption creates downward pressure on prices which cuts business profits. With profits reduced, businesses cut production or fail. This, inevitably, means less production thus a contraction. Also, business failure creates a vicious cycle as workers are laid off.

Generalization Diagramming: “Complex Pie Charts”



Gen:


Whole: Circle (Whole Pie)

Parts: Slices of the Pie

Sample: “Bites” out of the
slices of the pie

Gen. Reasoning: Diagramming Practice

1. BHS social studies teachers are a good mix of experience and youth. Sunderland, Rosecan and Butler have each been teaching for about 15 years. On the other hand Culhane, Predaina and Goetschius are all in their first five years of teaching. This mix ensures that students get a good mix of cutting edge teaching techniques as well as the tried and true.



Gen:


Whole:

Parts:

Sample:

Gen. Reasoning: Diagramming Complex Pie Charts

2. The Beatles were a great band. Their live performances produced audience reactions that had never before been seen. Their singles were master examples of songwriting, from “I Want to Hold Your Hand” to “Let it Be”. Their albums – particularly *Revolver* and *Sergeant Pepper* – revolutionized the way rock bands approached recording.



Gen:

Whole:

Parts:

Sample: